

# PYRAMID LICENSING

## USER TYPE COMPARISON

Pyramid enables all users to get the most out of their experience. Choosing between Professional, Analyst, Viewer and Basic user types allow success for the seasoned data professionals, the data analysts, for non-technical business users and consumers of embedded Pyramid content.

The core differences between the user types can be summarized as:

- **Professional:** offers the full capabilities of the platform for authoring and consuming content.
- **Analyst:** offers lighter versions of the main apps for authoring and consuming content.
- **Viewer:** offers access for those consuming and interacting with predefined content.
- **Basic:** offers access for those consuming and interacting with predefined embedded content.

Pyramid offers two methods of embedding analytic content, via iFrames and via directly injecting embedded content into the web page code using a lightweight JavaScript client and the Pyramid API. All the standard features listed below are available through iFrame embedding. The subset of features supported by the injectable client are listed in the Embedded section of each user type.

	Model	Discover	Formulate	Tabulate	Illustrate	Present	Publish	Content	Tools
Professional	●	●	●	●	●	●	●	●	●
Analyst		◐		◐		◐	◐	◐	
Viewer		◑				◑	◑	◑	
Basic		○		○		○			



### BASIC USER

For casual users that view and consume embedded content in other applications



### VIEWER USER

For business users that need to view and consume analytic content with richer functionality.



### ANALYST USER

For savvy business users who create less-advanced content for themselves.



### PROFESSIONAL USER


For power users who create advanced content for themselves and the organization.


# PYRAMID LICENSING



## PROFESSIONAL CAPABILITIES

The Professional user type is intended for power business users familiar with working with data, who spend most of their time constructing analytic models, conducting advanced business analysis, and creating content. With a No-Code / Low-Code approach, 'pro' business users can create, view, consume and share advanced visualizations, dynamic text and images, and more valuable content with business users to reuse in presentations and publications.

 <b>Model</b> Prepare data, deploy machine learning, and build data models		
Read Sources	Data Preparation	Data Preparation (Continued)
Personal and Web Based	Multi-Select	Un-Pivot
Relational	Custom SQL Script	Summarize
Big Data	Join	De-Duplicate
No SQL	Filter	String Handling
Enterprise Connectivity	Distinct	<b>Machine Learning</b>
Pyramid In-Memory	Edit Columns	R Scripts
<b>Write Targets</b>	Sort	Python Scripts
Personal and Web Based	Time Intelligence	Clusters
Relational	Geocoder	Decision Tress
Big Data	Renaming	Neural Nets
Pyramid In-Memory	Set Measure Aggregation	Outliers
<b>Modeling</b>	Multi-Measures	Binning
One-Click modelling	Virtual Calculated Columns	Customised ML Models
Data Flows	Scheduling	Save ML Models
Master Flows	Column Merge & Split	ML Marketplace

 <b>Formulate</b> Define and reuse business logic throughout your entire organisation		
Formulas	Lists (Continued)	Scripts
Aggregates	Fork	Custom
Operations	SQL or MDX Lists	Python
Math Functions	<b>KPIS</b>	R
PQL Functions	SQL or MDX KPIS	<b>Custom Columns</b>
SQL or MDX Formulae	Dynamic banding	Virtual Columns
<b>Lists</b>	<b>Parameters</b>	Row Level Calculations
Add	Cascading Logic	Dynamic Hierarchies
Derive	Numeric Parameter	Specialised Functions
Filter	Text Dynamic Parameter	<b>General</b>
Sort	SQL or MDX Parameter	Graphic Calculations Editor

# PYRAMID LICENSING



## Discover

Interact with Data Models and create new data visualizations and discoveries

Reporting	Visuals	Formatting (Continued)
Dynamic Drop Zones	Grids (Matrix, Tabular, Color, Size)	Grids
Drag and Drop Querying	Bar and Column	Legends
Tool Tips	Pie and Donut	Text and Background Elements
Quick Calcs	Pyramid	<b>Advanced Analytics</b>
Slicers	Line and Area Chart	Forecasting
Totals and Sub-Totals	Point (Scatter, Bubble)	Binning
Context Calculations	Combo Chart	Cascading filters
Semantic Calculations	Geospatial	Custom Hierarchies
<b>Navigation</b>	Tree Map	Custom Columns
Drill	Circle Packing	Trends and statistics
Dice	Marimekko	Filter
Add, Swap, Remove Hierarchies	Grid KPI	Sort
Expand	Waterfall	MDX Optimization
Collapse	Custom User Defined	Benchmarking
Eliminate	<b>Visual Interactions</b>	<b>Augmented AI</b>
Focus	Axis Operations	ChatBot: Natural Language Query
Pivot	<b>Formatting</b>	Explain
Lasso	Themes	Explain The Difference
Drill to Level	Charts	



## Tabulate

Utilize a spreadsheet style interface for business modelling that includes detailed grid formatting and query blending. Extend Tabulate with 'Solve' to deliver optimization through linear and non-linear programming

Spreadsheets	Query	Solve
Data and Text Entry	Drag & Drop Live Queries	Scalable Optimisation Engine
Formulas	Data Functions	Minimize / Maximize Objective
Excel Compatible Functions	Member Functions	Set to Value Objective
Tables	Slicers	Set Iteration Limit
Ranges	Parameters	Set Time limit
Formatting	Cross Model Filters	Unlimited Constraints
Conditional Formatting	Themes	Set Non-Negative Variable
Sort & Filter	Slicer Styles	Set Ignore Integer Constraints
Easy Visualizations	Internal Parameters	Execution Management

Note: Tabulate requires additional licencing.

Note: Solve requires additional licencing.

# PYRAMID LICENSING



## Illustrate

Create data driven graphics, text and other visual elements

Graphics	Text	Web Panels
Layout control	Dynamic Values	Layout Adjustment
Dynamic Settings	Formatting	Dynamic Settings (Visibility)
Drag and Drop Assets	Smart Insight Functions	<b>General</b>
PQL Functions	Dynamic Text Calculations	Slicer and Client-Side Triggers
Fill	Markup Functions	Layering
Rotate	<b>Shapes</b>	Icon and Shape Library
Expand / Shrink	Layout Adjustment	Design Controls
Appear / Disappear	Dynamic Settings	



## Present

Design presentations and analytic applications with your content.

Create	Create (Continued)	Consume (Continued)
Master Slide Creation	Embed Web Pages	Sort
Slide Formatting	Cascading Filters	Filter
Interactions	Templates	User Ratings
Conditional Display	<b>Consume</b>	<b>Augmented AI</b>
Panel Formatting	Drill / Expand / Collapse	ChatBot: Natural Language Query
Slide Variables / Targets	Dice / Swap / Add / Remove	Smart Insights
Dynamic Text	Conditional Formatting	Explain
Drag and Drop Assets	Focus / Eliminate	Explain The Difference
Multi Source Dashboard	Pivot	<b>General</b>
Custom Slicer	Comment / Conversation	Export
Tabbed Content	Analyze Further	Subscribe
Dynamic Content Tables	Cross Filtering / Highlighting	Alert
Shapes Library	WorkFlows	OData Connection
Layout Control	Lasso	Bookmarks
Group / Ungroup	Change Visuals	Share URL
Align	Actions	Print

Note: OData Connections require additional licencing.



## Publish

Build pixel perfect reports to distribute compelling analytic stories

Create	Create (Continued)	Distribution & Scheduling (Cont.)
Cover & Content Page Template	Page Repeater	Report Bursting
Page Layout & Design	Headers / Footers	Dynamic Distribution
Conditional Display	System Fields	Email Attachments
Dynamic Text	<b>Distribution &amp; Scheduling</b>	Web Hook Channel Notification
Group / Ungroup	Schedule Triggers	Multiple Output Formats
Align & Distribute	Schedule slicers	Link Back to Dynamic Content

Note: Certain features such as Report Bursting, Dynamic Distribution and Link Back require additional licencing.

# PYRAMID LICENSING

## **Content Management (CMS)** Access analytic content from a centralized location.

Content Management	Content Management (Cont.)	Content Management (Cont.)
Create	Lineage Analysis	Folder and Object Explorer
Save to Private	Content Search	Personal Hub
Save to Work Group	Data Source Changer	Language Selection
Save to Public	Analyze Structure	Set User Options
Version Management	Import / Export / Migrate	User Recommendations
Reuse	Share	AI Generated Recommendations
Role Based Content Security	Subscriptions / Alerts	Favourites
Sort / Delete / Purge	Conversations	Most Used

## **Administration** Control every aspect of the deployment

Administrative Console	Administrative Console (Cont.)	Administrative Console (Cont.)
User Management	System Settings	User Provisioning
Role Management	Log Examination	Service Load Balancing
Authentication	Multi-Tenant Management	Environment Monitoring
Data Source Definition & Access	Semantic Model Catalogues	AI Engine Management

Note: Certain features, such as Multi-Tenancy, require additional licencing.

## **Discover Embedded** Consume and interact with embedded Pyramid Discover Views

Navigation	Navigation (Continued)	Navigation (Continued) & Other
Drill	Range Slider	Pivot
Dice	Totals	Print
Add, Swap, Remove Hierarchies	Actions	Change Visual
Expand / Collapse	Eliminate / Focus	

## **Present Embedded** Consume and interact embedded Pyramid Present dashboards.

Consume	Consume (Continued)	Augmented AI
Drill / Expand / Collapse	Change Visuals	Smart Insights
Dice / Swap / Add / Remove	Lasso	Natural Language ChatBot
Focus / Eliminate	Actions	<b>General</b>
Pivot	Filter	Export / Print
Cross Filtering / Highlighting	User Ratings	Bookmarks
Tabulate Content	Change Visual	


Note: Tabulate requires additional licencing.


# PYRAMID LICENSING



## ANALYST CAPABILITIES

The Analyst user type provides intermediate level access for users with moderate experience on data analytics. It is characterised with access to several of the ‘Apps’ available to a Professional user, but with a “Lite” interface and simplified experience. Analyst users can create and share content and manage that content with access to the CMS, but again with a lighter touch, without the more advanced options.

 <b>Discover Lite</b> Interact with Data Models and create new visualizations and data discoveries		
Reporting	Formatting Continued)	Visuals (Continued)
Dynamic Drop Zones	Charts	Marimekko
Drag and Drop Querying	Grids	Grid KPI
Tool Tips	Legends	Radar
Slicers	Text and Background Elements	Waterfall
Totals and Sub-Totals	<b>Visuals</b>	Circle Packing
<b>Navigation</b>	Grids (Matrix, Tabular, Color, Size)	<b>Advanced Analytics</b>
Drill	Bar and Column	Cascading filters
Dice	Pie and Donut	Filter
Add, Swap Hierarchies	Pyramid	Sort
Expand / collapse	Line and Area Chart	Custom Columns
Eliminate / Focus	Point (Scatter, Bubble)	<b>Augmented AI</b>
Pivot	Combo Chart	ChatBot: Natural Language Query
<b>Formatting</b>	Geospatial	Explain
Themes	Tree Map	Explain The Difference

 <b>Tabulate Lite</b> Utilize a spreadsheet style interface for business modelling, detailed formatting and query result blending		
Spreadsheets	Spreadsheets (Continued)	Query (Continued)
Data and Text Entry	Conditional Formatting	Drag & Drop Live Queries
Formulas	Sort & Filter	Data Functions
Excel Compatible Functions	Easy Visualizations	Member Functions
Tables	Formatting	Slicers & Slicer Styles
Ranges	Freeze Panes	Themes

Note: Tabulate requires additional licencing.

# PYRAMID LICENSING



## Present Lite

Design simple presentations and analytic applications with your content.

Create	Consume (Continued)	Augmented AI
Slide Formatting	Dice / Swap / Add / Remove	ChatBot: Natural Language Query
Interactions	Conditional Formatting	Smart Insights
Drag and Drop Assets	Focus / Eliminate	Explain
Multi Source Dashboard	Pivot	Explain The Difference
Custom Slicer	Comment / Conversation	General
Shapes Library	Analyze Further	Export
Layout Control	Cross Filtering / Highlighting	Subscribe
Group / UnGroup	WorkFlows	Alert
Align	Lasso	OData Connection
Cascading Filters	Change Visuals	Bookmarks
Consume	Actions	Share URL
Drill / Expand / Collapse	Filter & Sort	Print

Note: OData Connections require additional licencing.



## Publish Lite

Build simple pixel perfect reports to distribute compelling analytic stories

Create	Create (Continued)	Create (Continued)
Drag & Drop Content	Shapes Library	Discover Lite
Page Layout & Design	Add Images	Interaction Manager
Slicers	Text Fields	Themes
Text	Group / Ungroup	Align & Distribute



## Content Management (CMS)

Access analytic content from a centralized location.

Content Management	Content Management (Cont.)	Content Management (Cont.)
Create	Sort / Delete	Folder and Object Explorer
Save to Private	Content Search	Personal Hub
Non-Root Save to Work Group	Subscriptions / Alerts	Language Selection
Non-Root Save to Public	Conversations	Set User Options
Reuse	Most Used	User Recommendations
Share	Favourites	AI Generated Recommendations



## Discover Embedded

Consume and interact with embedded Pyramid Discover Views

Navigation	Navigation (Continued)	Navigation (Continued) & Other
Drill	Range Slider	Pivot
Dice	Totals	Print
Add, Swap, Remove Hierarchies	Actions	Change Visual
Expand / Collapse	Eliminate / Focus	

# PYRAMID LICENSING



## Present Embedded

Consume and interact embedded Pyramid Present dashboards.

Consume	Consume (Continued)	Augmented AI
Drill / Expand / Collapse	Change Visuals	Smart Insights
Dice / Swap / Add / Remove	Lasso	Natural Language ChatBot
Focus / Eliminate	Actions	<b>General</b>
Pivot	Filter	Export / Print
Cross Filtering / Highlighting	User Ratings	Bookmarks
Tabulate Content	Change Visual	

Note: Tabulate requires additional licencing.





# PYRAMID LICENSING



## VIEWER CAPABILITIES


The Viewer user type is a dedicated consumption client intended for non-technical business users. Business users can view and consume valuable content created by other users easily. With a simplified user interface and specialized access to only the content you want them to see, viewers can easily find and consume the analytic content they need.

 <b>Discover Viewer</b> View existing content and save personal views through 'Analyze Further' (Discover Lite)		
Reporting	Navigation (Continued)	Navigation (Continued)
Totals	Add, Swap, Remove Hierarchies	Zoom
Analyze Further	Expand / Collapse	Range Slider
Navigation	Eliminate / Focus	Augmented AI
Drill	Pivot	Explain
Dice	Lasso	Explain The Difference

 <b>Present Viewer</b> Consume existing presentations and analytic applications.		
Consume	Consume (Continued)	General (Continued)
Drill / Expand / Collapse	Lasso	OData Connection
Dice / Swap / Add / Remove	Actions	Bookmarks
Conditional Formatting	Sort / Filter	Share URL
Focus / Eliminate	WorkFlows	Print
Pivot	User Ratings	Augmented AI
Comment / Conversation	General	ChatBot: Natural Language Query
Analyze Further	Export	Smart Insights
Cross Filtering / Highlighting	Subscribe	Explain
Change Visuals	Alert	Explain The Difference
Tabulate Content		

Note: OData Connections require additional licencing.

Note: Tabulate requires additional licencing.

 <b>Content Management (CMS)</b> Access analytic content from a centralized location.		
Content Management	Content Management (Cont.)	Content Management Options
Folder and File Explorer Tool	Recommendations	Customised Welcome Screen
Content Search	User Ratings	Application Interface Skin Option
Add to Favourites	Most Used and Recent	Language Selection
Subscriptions	Alerts	Set User Options

# PYRAMID LICENSING



## Discover Embedded

Consume and interact with embedded Pyramid Discover Views

Navigation	Navigation (Continued)	Navigation (Continued) & Other
Drill	Range Slider	Pivot
Dice	Totals	Print
Add, Swap, Remove Hierarchies	Actions	Change Visual
Expand / Collapse	Eliminate / Focus	



## Present Embedded

Consume and interact embedded Pyramid Present dashboards.

Consume	Consume (Continued)	Augmented AI
Drill / Expand / Collapse	Change Visuals	Smart Insights
Dice / Swap / Add / Remove	Lasso	Natural Language ChatBot
Focus / Eliminate	Actions	<b>General</b>
Pivot	Filter	Export / Print
Cross Filtering / Highlighting	User Ratings	Bookmarks
Tabulate Content	Change Visual	

Note: Tabulate requires additional licencing.



## BASIC CAPABILITIES

The Basic user type is designed for use with Pyramid content embedded in third party web applications. Pyramid Embed is a light weight, code-injectable client that provides superior performance coupled with interactive capability. Application developers creating bespoke analytic applications will find the Basic user type ideal for delivering high class, polished web applications.



### Discover Embedded

Consume and interact with embedded Pyramid Discover Views

Navigation	Navigation (Continued)	Navigation (Continued) & Other
Dice	Pivot	Range Slider
Expand / Collapse	Print	Totals
Actions		



### Present Embedded

Consume and interact embedded Pyramid Present dashboards.

Consume	Consume (Continued)	Consume (Continued)
Dice	Actions	Export / Print
Pivot	Tabulate Content	Cross Filtering / Highlighting

Note: Tabulate requires additional licencing.



### Content Management (CMS) Embedded

Embedded Hub for user level collage creation.

Browse Content	Create content collages though the Pyramid Hub
----------------	--

# PYRAMID LICENSING

## PYRAMID CLIENT TYPES

The Pyramid Platform will instantiate different “client” types in the browser depending upon the user type, the device type, or the usage type. The following listing identifies the various “clients”.

### MAIN CLIENT

Used by Professionals, Analysts and Viewers when accessing Pyramid from a standard HTML5 browser running on desktop, laptop or tablet devices. It provides the full range of Pyramid functionality, moderated by the type of user.

For tablet operation, it can also be represented in the tablet app available from either the iOS or Android App Stores and is available as a free download. Again, the experience will mirror the user type. For Pro and Analyst users, the Tablet App allows authoring and content creation, exploiting Tablet UI features.

*The Main Client is around 29MB in size.*

### DIRECT CLIENT

Used when accessing specific Pyramid content by a provided URL link - this includes the “Link Back” option from Publish documents when enabled. It functions by ignoring the rest of the client application’s UI, taking the end user *directly* to the content. The Direct client enables access to live query results, slice/dice interactive operations, chatbot, insights, analyze further, printing, subscriptions, conversations, workflows, and actions.

*The Direct Client is around 15MB in size.*

### MOBILE CLIENT (iOS and Android)

Used when accessing Pyramid content on a mobile phone device. Connecting to a Pyramid Server, users are able to browse the CMS and access Discover and Present content with live query results and slice/dice interactivity. The native smart phone apps are available from their respective App Stores for free download.

*The Mobile Client is around 8MB in size.*

### EMBED CLIENT

Used when Pyramid content is embedded in third party web applications. The Embed Client, injected into the hosting application by code (without an Iframe) permits live query results, slice/dice interactive operations, chatbot, insights, lite printing, and actions.

The separate “Embed Hub” capability permits browsing of the content system for user defined content “collages”, the ability to mix and match Discover or Present content in a user created and managed content “mash up”.

*The Embed Client is around 5MB in size.*


### OData

While not an actual Pyramid Client, the OData connection allows third party products, like Excel, to consume Discover report outputs in raw results format (see below in Server Extensions).

# PYRAMID LICENSING

## PYRAMID EXTENSIONS

Pyramid offers optional extensions to the functionality of the core platform.

 <b>Platform Extensions</b> Provide additional, specialized functionality for specific customer requirements.	
<b>External Bursting</b>	Permits rendered publications to be attached to emails for distribution to both internal and external users. Recipients therefore do not require a Pyramid user licence to view the document.
<b>OData</b>	This option enables the OData connection to the Pyramid Server. Users can retrieve the OData URL for any Discover View (via the CMS or from running Present Dashboards) and use that in third party tools to execute the query and download the output data.
<b>White Label</b>	Allows the Pyramid Platform to be rebranded by changing of logos and redirection of external resources, such as Help, Support and Customer Forum destinations.
<b>Premium Connections</b>	Provides for usage of specialized data connections, currently SAP HANA, SAP BW and NetSuite.
<b>Learning Hub</b>	Enables user access to Pyramid's Learning Management System (LMS).
<b>Embedding</b>	Enables the embedding capabilities.
<b>Tabulate</b>	Enables the Tabulate App .
<b>Solve</b>	Enables the Solve optimization engine add-on (inside Tabulate).
<b>Multi-Tenancy</b>	Enables multi-tenant operations. Typically used by customers who provide a hosted service to their clients.

Please consult your account executive for further details on pricing and licensing